



ASBK.COM.AU f t i y

Winton Motor Raceway : OFFICIAL TEST : April 11 & 12

SUPERBIKE

Practice 1

Date: 11/04/17
 Event: P02
 Weather: Sunny - 17.0C
 Track: Dry - 24.1C

Started at: 09:44:01
 Laps: 30 Min
 Starters: 18
 Printed at: 10:22

CLASSIFICATION

Pos	No	Name	Machine	Fastest Lap	On Lap	Behind Prev	Behind Leader	Top Speed
1	25	Daniel FALZON (SA) / JD Racing / Caterpillar / YRT / Slime Australia / Mainline Dynolog Dyno.	Yamaha YZF-R1	1:23.670	15 of 15			242
2	47	Wayne MAXWELL (VIC) / Yamaha Racing Team	Yamaha YZF-R1	1:23.951	8 of 11	.281	.281	243
3	24	Robert BUGDEN (QLD) / Kawasaki BCperformance / Kawasaki Motors Aust. / Iceberg Enterprises	Kawasaki ZX10R	1:24.096	12 of 12	.145	.426	244
4	21	Josh WATERS (VIC) / Team Suzuki ECSTAR / AirRoad / Pirelli / Swann Ins. / Pepper Money	Suzuki GSX-R	1:24.599	13 of 13	.503	.929	247
5	67	Bryan STARING (WA) / Crankt Protein Honda Racing / Honda Genuine / Pirelli / Alpinestars	Honda CBR RR	1:24.785	15 of 16	.186	1.115	239
6	65	Cru HALLIDAY (NSW) / Yamaha Finance / Yamaha Insurance / Ipone	Yamaha YZF-R1	1:24.814	11 of 13	.029	1.144	242
7	9	Sloan FROST (NZ)	Suzuki GSX-R	1:25.915	5 of 8	1.101	2.245	238
8	83	Kyle BUCKLEY (QLD) / Kawasaki BCperformance / Kawasaki Motors Aust. / Iceberg Enterprises	Kawasaki ZX10R	1:25.957	16 of 16	.042	2.287	244
9	178	Michael BLAIR (NSW) / Yamaha YRT / Gosford Classic Car Museum / Ipone / YMI / John Singleton Grp	Yamaha YZF-R1	1:26.495	10 of 11	.538	2.825	241
10	12	Matt WALTERS (NSW) / Swann Insurance / Kawasaki Aust. / Repsol / Rover Coaches / RST / Raceart	Kawasaki ZX10R	1:26.734	13 of 13	.239	3.064	238
11	1	Troy HERFOSS (QLD) / Crankt Protein Honda Racing / Honda Genuine / Pirelli / Alpinestars	Honda CBR RR	1:27.142	5 of 10	.408	3.472	236
12	50	Callum SPRIGGS (QLD) / Ducati Aust. / QBE Insurance / Pirelli / Motul / Gibson Freight / INOX	Ducati Panigale	1:27.196	8 of 13	.054	3.526	238
13	56	Troy GUENTHER (QLD) / Saint Unbreakable / BMW	BMW S RR	1:27.197	13 of 15	.001	3.527	243
14	20	Alex PHILLIS (VIC) / Race Dynamics Aprilia / Be A Racer	Yamaha YZF-R1	1:27.316	5 of 5	.119	3.646	239
15	6	Brendan McINTYRE (NSW) / Western M-cycles Sydney / Ric Pobjoy Racing / Motul Oils / RK Chains	Suzuki GSX-R	1:27.462	10 of 16	.146	3.792	231
16	68	Mitch LEVY (NSW) / ATR / YRD	Yamaha YZF-R1	1:28.988	13 of 16	1.526	5.318	239
17	22	Trent GIBSON (VIC)	Yamaha YZF-R1	1:31.109	10 of 15	2.121	7.439	232
18	78	Nathan SPITERI (VIC) / Livson TBR / Konnect / Repsol Oil / RST / LS2 / Viking Mini Loaders	Kawasaki ZX10R	1:45.892	2 of 3	14.783	22.222	212

Current best lap for SBK class - 1:20.405 by Troy HERFOSS (NSW) on a Honda CBR RR SP set on 22/09/16



Scott Laing
 Chief Time Keeper - Scott Laing

Clerk of Course - Simon Maas

Computime Race Timing Systems Pty Ltd © 1996
 Licensed to Computime Race Timing Systems

www.computime.com.au

COMPUTIME RACE TIMING SYSTEMS PTY LTD





ASBK.COM.AU f t i y

Winton Motor Raceway : OFFICIAL TEST : April 11 & 12

SUPERBIKE

Practice 1

Date: 11/04/17
 Event: P02
 Weather: Sunny - 17.0C
 Track: Dry - 24.1C



Started at: 09:44:01
 Laps: 30 Min
 Starters: 18
 Printed at: 10:22

LAP TIMES

No	Name	Lap 1	Lap 2	Lap 3	Lap 4	Lap 5	Lap 6	Lap 7	Lap 8	Lap 9	Lap 10
1	Troy HERFOSS (QLD)	1:42.059	1:32.363	1:29.586	1:28.771	<u>1:27.142</u>	1:28.760	2:39.187	1:35.978	1:27.599	1:27.212
6	Brendan McINTYRE (NSW)	1:42.329	1:32.083	1:30.333	1:30.077	2:34.887	1:37.308	1:28.915	1:27.992	1:27.506	<u>1:27.462</u>
	10	5:54.039	1:38.383	1:28.247	1:27.676	1:28.338	1:28.428				
9	Sloan FROST (NZ)	1:39.370	1:31.283	1:27.068	1:26.066	<u>1:25.915</u>	3:34.340	1:38.484	1:28.245		
12	Matt WALTERS (NSW)	1:56.541	1:30.933	1:28.538	1:28.477	1:27.127	1:27.395	1:27.493	3:13.396	1:45.391	1:27.648
	10	1:31.420	1:26.993	<u>1:26.734</u>							
20	Alex PHILLIS (VIC)	1:37.260	1:30.624	1:29.294	1:27.985	<u>1:27.316</u>					
21	Josh WATERS (VIC)	1:54.947	1:29.861	1:33.532	1:26.635	3:26.739	1:35.640	1:26.479	1:26.108	1:25.457	5:30.295
	10	1:37.271	1:25.234	<u>1:24.599</u>							
22	Trent GIBSON (VIC)	1:48.312	1:38.578	3:31.370	1:39.492	1:33.769	2:51.181	1:36.015	1:31.888	1:31.934	<u>1:31.109</u>
	10	4:00.615	2:08.617	1:37.514	1:31.610	1:31.137					
24	Robert BUGDEN (QLD)	1:45.848	1:31.632	1:28.457	1:27.451	1:26.285	8:45.481	1:47.397	1:26.483	1:24.604	1:24.971
	10	1:25.076	<u>1:24.096</u>								
25	Daniel FALZON (SA)	1:35.588	1:29.980	1:27.828	1:29.779	1:26.602	1:26.020	8:46.562	1:37.299	1:25.414	1:25.389
	10	1:24.280	1:32.932	1:37.289	1:26.980	<u>1:23.670</u>					
47	Wayne MAXWELL (VIC)	1:38.034	1:28.392	1:25.354	6:30.006	1:31.742	1:25.162	1:24.500	<u>1:23.951</u>	3:12.036	1:32.423
	10	1:24.626									
50	Callum SPRIGGS (QLD)	1:43.628	1:33.324	1:30.572	1:29.408	1:28.741	1:27.696	1:27.512	<u>1:27.196</u>	1:27.432	1:27.866
	10	1:27.312	1:27.197	1:27.358							
56	Troy GUENTHER (QLD)	1:56.114	1:31.749	1:28.699	1:27.877	1:28.488	1:28.014	1:27.610	3:16.968	1:33.886	1:27.369
	10	1:27.265	1:27.723	<u>1:27.197</u>	1:37.947	1:28.271					
65	Cru HALLIDAY (NSW)	1:41.049	1:29.066	1:26.966	1:26.707	7:39.600	1:33.551	1:26.327	1:44.354	1:33.232	1:25.253
	10	<u>1:24.814</u>	5:11.334	1:32.236							
67	Bryan STARING (WA)	1:46.013	1:30.843	3:09.976	1:40.383	1:28.482	1:27.512	1:27.324	1:27.239	1:27.229	1:26.718
	10	5:55.268	1:39.626	1:27.605	1:25.196	<u>1:24.785</u>	1:24.890				
68	Mitch LEVY (NSW)	1:38.438	1:35.621	1:33.349	1:31.929	1:32.237	1:31.218	1:31.851	1:40.262	1:30.227	3:12.856
	10	1:29.847	1:29.843	<u>1:28.988</u>	1:30.734	3:44.140	1:30.473				
78	Nathan SPITERI (VIC)	9:33.229	<u>1:45.892</u>	9:48.782							
83	Kyle BUCKLEY (QLD)	1:46.256	1:33.068	1:31.226	1:29.302	1:28.659	1:27.600	1:27.165	1:26.593	6:38.405	1:37.147
	10	1:27.184	1:26.712	1:26.822	1:26.333	1:26.192	<u>1:25.957</u>				
178	Michael BLAIR (NSW)	1:56.762	1:30.459	1:28.235	3:10.957	1:38.222	1:29.304	1:27.569	8:36.232	1:32.200	<u>1:26.495</u>
	10	1:26.628									

Scott Laing
 Chief Time Keeper - Scott Laing

Clerk of Course - Simon Maas



Computime Race Timing Systems Pty Ltd © 1996
 Licensed to Computime Race Timing Systems

www.computime.com.au

COMPUTIME RACE TIMING SYSTEMS PTY LTD



ASBK.COM.AU f t i y

Winton Motor Raceway : OFFICIAL TEST : April 11 & 12

SUPERBIKE

Practice 1

Date: 11/04/17
 Event: P02
 Weather: Sunny - 17.0C
 Track: Dry - 24.1C


Started at: 09:44:01
 Laps: 30 Min
 Starters: 18
 Printed at: 10:22

SPLIT TIMES

Lap	Split 1	Split 2	Split 3	Split 4	Lap Time	Spd	Lap	Split 1	Split 2	Split 3	Split 4	Lap Time	Spd
1 Troy HERFOSS (QLD) (11th)							3	12.448	15.374	32.249	28.467	1:28.538	237
1	17.703	16.291	35.344	32.721	1:42.059 P		4	12.369	15.248	32.415	28.445	1:28.477	235
2	13.409	15.775	33.793	29.386	1:32.363	179	5	12.157	14.943	31.896	28.131	1:27.127	236
3	12.228	15.398	33.024	28.936	1:29.586	234	6	12.143	14.959	32.089	28.204	1:27.395	237
4	12.122	15.221	32.745	28.683	1:28.771	234	7	12.123	15.052	32.004	28.314	1:27.493	238
5	11.919	14.948	32.176	28.099	1:27.142	234	8	12.077	14.986	31.834	2:14.499	3:13.396	236
6	11.932	14.997	32.588	29.243	1:28.760	235	9	27.925	16.689	32.383	28.394	1:45.391 P	
7	12.304	15.281	33.170	1:38.432	2:39.187	229	10	12.399	14.961	32.016	28.272	1:27.648	238
8	18.920	15.786	32.815	28.457	1:35.978 P		11	12.103	17.870	33.111	28.336	1:31.420	238
9	12.056	15.032	32.138	28.373	1:27.599	235	12	12.041	15.049	31.731	28.172	1:26.993	238
10	11.806	15.264	31.908	28.234	1:27.212	236	13	12.057	14.909	31.600	28.168	1:26.734	237
6 Brendan McINTYRE (NSW) (15th)							20 Alex PHILLIS (VIC) (14th)						
1	19.455	16.802	35.665	30.407	1:42.329 P		1	17.816	16.003	33.929	29.512	1:37.260 P	
2	12.877	15.971	33.801	29.434	1:32.083	226	2	12.665	15.443	33.455	29.061	1:30.624	239
3	12.502	15.555	33.368	28.908	1:30.333	230	3	12.510	15.234	32.874	28.676	1:29.294	231
4	12.457	15.465	33.285	28.870	1:30.077	227	4	12.267	15.044	32.339	28.335	1:27.985	235
5	12.351	15.165	32.646	1:34.725	2:34.887	230	5	12.147	14.852	31.920	28.397	1:27.316	238
6	18.936	15.646	33.762	28.964	1:37.308 P		21 Josh WATERS (VIC) (4th)						
7	12.301	15.101	32.804	28.709	1:28.915	230	1	25.656	20.989	38.080	30.222	1:54.947 P	
8	12.236	15.011	32.508	28.237	1:27.992	229	2	12.540	15.591	32.823	28.907	1:29.861	239
9	12.038	14.966	32.059	28.443	1:27.506	230	3	13.310	17.982	33.770	28.470	1:33.532	244
10	12.125	14.967	32.047	28.323	1:27.462	231	4	11.941	14.857	31.788	28.049	1:26.635	244
11	19.739	18.602	44.310	4:31.388	5:54.039	231	5	12.696	16.065	34.089	2:23.889	3:26.739	244
12	19.766	16.009	33.446	29.162	1:38.383 P		6	17.464	16.879	32.928	28.369	1:35.640 P	
13	12.318	15.070	32.166	28.693	1:28.247	230	7	12.002	14.701	31.774	28.002	1:26.479	247
14	12.144	14.902	32.173	28.457	1:27.676	230	8	11.876	14.775	31.525	27.932	1:26.108	245
15	12.553	15.029	32.095	28.661	1:28.338	221	9	11.768	14.584	31.387	27.718	1:25.457	245
16	12.305	15.083	32.289	28.751	1:28.428	231	10	13.368	16.634	33.900	4:26.393	5:30.295	247
9 Sloan FROST (NZ) (7th)							11	20.658	16.189	32.343	28.081	1:37.271 P	
1	18.300	16.116	33.939	31.015	1:39.370 P		12	11.847	14.568	31.059	27.760	1:25.234	245
2	13.056	16.640	33.027	28.560	1:31.283	228	13	11.695	14.506	30.926	27.472	1:24.599	245
3	12.464	14.788	31.859	27.957	1:27.068	237	22 Trent GIBSON (VIC) (17th)						
4	12.025	14.586	31.395	28.060	1:26.066	238	1	18.648	18.609	37.991	33.064	1:48.312 P	
5	11.957	14.611	31.409	27.938	1:25.915	238	2	14.182	17.083	35.966	31.347	1:38.578	210
6	13.813	17.928	42.361	2:20.238	3:34.340	237	3	13.762	16.520	34.975	2:26.113	3:31.370	205
7	19.866	16.310	33.846	28.462	1:38.484 P		4	17.989	16.501	34.716	30.286	1:39.492 P	
8	12.813	15.284	31.809	28.339	1:28.245	235	5	13.205	15.868	34.395	30.301	1:33.769	221
12 Matt WALTERS (NSW) (10th)							6	13.443	16.123	34.135	1:47.480	2:51.181	213
1	22.731	18.756	42.183	32.871	1:56.541 P		7	15.890	16.183	34.137	29.805	1:36.015 P	
2	12.856	15.870	33.072	29.135	1:30.933	234	8	12.858	15.914	33.548	29.568	1:31.888	229

Scott Laing
 Chief Time Keeper - Scott Laing

Clerk of Course - Simon Maas



Computime Race Timing Systems Pty Ltd © 1996
 Licensed to Computime Race Timing Systems

www.computime.com.au

COMPUTIME RACE TIMING SYSTEMS PTY LTD



ASBK.COM.AU f t i y

Winton Motor Raceway : OFFICIAL TEST : April 11 & 12

SUPERBIKE

Practice 1

Date: 11/04/17
Event: P02
Weather: Sunny - 17.0C
Track: Dry - 24.1C

Started at: 09:44:01
Laps: 30 Min
Starters: 18
Printed at: 10:22

SPLIT TIMES

Lap	Split 1	Split 2	Split 3	Split 4	Lap Time	Spd	Lap	Split 1	Split 2	Split 3	Split 4	Lap Time	Spd
9	12.945	15.833	33.547	29.609	1:31.934	225	4	11.788	14.494	31.538	5:32.186	6:30.006	242
10	<u>12.579</u>	<u>15.557</u>	33.568	29.405	<u>1:31.109</u>	229	5	15.758	15.363	32.441	28.180	1:31.742 P	
11	12.601	15.887	34.115	2:58.012	4:00.615	232	6	11.948	14.594	31.149	27.471	1:25.162	241
12	17.585	16.564	34.443	1:00.025	2:08.617 P		7	11.649	<u>14.299</u>	31.065	27.487	1:24.500	242
13	17.865	16.289	33.695	29.665	1:37.514 P		8	<u>11.638</u>	14.312	<u>30.727</u>	<u>27.274</u>	<u>1:23.951</u>	243
14	12.807	15.653	33.885	<u>29.265</u>	1:31.610	227	9	11.940	14.653	30.818	2:14.625	3:12.036	242
15	12.830	15.571	<u>33.468</u>	29.268	1:31.137	225	10	19.283	14.604	31.144	27.392	1:32.423 P	
							11	11.780	14.485	30.795	27.566	1:24.626	242
24 Robert BUGDEN (QLD) (3rd)													
1	21.583	17.728	35.141	31.396	1:45.848 P								
2	13.317	16.076	32.661	29.578	1:31.632	231							
3	12.579	15.237	31.964	28.677	1:28.457	236							
4	12.247	15.148	31.808	28.248	1:27.451	238							
5	12.000	14.752	31.358	28.175	1:26.285	242							
6	12.101	14.978	32.513	7:45.889	8:45.481	237							
7	21.519	19.842	36.556	29.480	1:47.397 P								
8	12.272	14.805	31.486	27.920	1:26.483	236							
9	11.801	14.440	30.781	27.582	1:24.604	242							
10	11.884	14.487	30.981	27.619	1:24.971	242							
11	11.763	14.445	30.997	27.871	1:25.076	244							
12	<u>11.607</u>	<u>14.358</u>	<u>30.693</u>	<u>27.438</u>	<u>1:24.096</u>	241							
25 Daniel FALZON (SA) (1st)													
1	15.889	16.263	34.304	29.132	1:35.588 P								
2	12.833	15.412	33.060	28.675	1:29.980	237							
3	12.257	14.954	32.219	28.398	1:27.828	237							
4	12.904	15.515	32.864	28.496	1:29.779	239							
5	11.977	14.767	31.842	28.016	1:26.602	237							
6	11.783	14.713	31.671	27.853	1:26.020	237							
7	12.583	15.794	34.597	7:43.588	8:46.562	238							
8	20.148	16.151	32.736	28.264	1:37.299 P								
9	11.877	14.661	31.224	27.652	1:25.414	238							
10	11.696	14.521	31.548	27.624	1:25.389	239							
11	11.648	14.356	30.938	27.338	1:24.280	240							
12	13.357	18.184	33.267	28.124	1:32.932	242							
13	11.648	14.385	32.203	39.053	1:37.289	241							
14	13.095	15.015	31.141	27.729	1:26.980	218							
15	<u>11.604</u>	<u>14.232</u>	<u>30.609</u>	<u>27.225</u>	<u>1:23.670</u>	239							
47 Wayne MAXWELL (VIC) (2nd)													
1	17.164	16.641	34.374	29.855	1:38.034 P								
2	12.410	15.086	32.513	28.383	1:28.392	236							
3	11.967	14.479	31.261	27.647	1:25.354	240							
50 Callum SPRIGGS (QLD) (12th)													
1	18.896	17.833	35.920	30.979	1:43.628 P								
2	13.217	16.255	34.004	29.848	1:33.324	222							
3	12.914	15.718	33.049	28.891	1:30.572	228							
4	12.597	15.381	32.930	28.500	1:29.408	236							
5	12.509	15.254	32.463	28.515	1:28.741	237							
6	12.250	14.995	32.187	28.264	1:27.696	235							
7	12.150	14.989	32.041	28.332	1:27.512	234							
8	12.227	15.012	<u>31.838</u>	<u>28.119</u>	<u>1:27.196</u>	230							
9	12.278	14.962	32.038	28.154	1:27.432	236							
10	12.193	15.017	32.247	28.409	1:27.866	237							
11	12.205	15.036	31.910	28.161	1:27.312	236							
12	<u>12.106</u>	14.916	31.988	28.187	1:27.197	238							
13	12.142	<u>14.842</u>	32.036	28.338	1:27.358	238							
56 Troy GUENTHER (QLD) (13th)													
1	25.707	16.429	42.983	30.995	1:56.114 P								
2	12.726	15.592	33.861	29.570	1:31.749	233							
3	12.156	15.150	32.395	28.998	1:28.699	238							
4	11.937	15.020	32.190	28.730	1:27.877	242							
5	11.819	14.877	32.326	29.466	1:28.488	243							
6	12.100	14.828	32.482	28.604	1:28.014	237							
7	<u>11.768</u>	14.849	32.268	28.725	1:27.610	242							
8	12.237	18.073	34.003	2:12.655	3:16.968	241							
9	16.910	15.403	32.859	28.714	1:33.886 P								
10	12.113	14.855	<u>31.986</u>	<u>28.415</u>	1:27.369	239							
11	11.947	<u>14.754</u>	31.996	28.568	1:27.265	241							
12	11.914	14.857	32.284	28.668	1:27.723	237							
13	11.823	14.931	32.008	28.435	<u>1:27.197</u>	237							
14	11.838	15.272	35.343	35.494	1:37.947	239							
15	12.115	15.110	32.395	28.651	1:28.271	236							
65 Cru HALLIDAY (NSW) (6th)													
1	18.435	17.406	35.460	29.748	1:41.049 P								

Scott Laing
Chief Time Keeper - Scott Laing


Clerk of Course - Simon Maas



Computime Race Timing Systems Pty Ltd © 1996
Licensed to Computime Race Timing Systems

www.computime.com.au

COMPUTIME RACE TIMING SYSTEMS PTY LTD





ASBK.COM.AU f t i y

Winton Motor Raceway : OFFICIAL TEST : April 11 & 12

SUPERBIKE

Practice 1

Date: 11/04/17
 Event: P02
 Weather: Sunny - 17.0C
 Track: Dry - 24.1C

Started at: 09:44:01
 Laps: 30 Min
 Starters: 18
 Printed at: 10:22

SPLIT TIMES

Lap	Split 1	Split 2	Split 3	Split 4	Lap Time	Spd	Lap	Split 1	Split 2	Split 3	Split 4	Lap Time	Spd
2	12.597	15.292	32.732	28.445	1:29.066	236	12	12.329	15.471	33.152	28.895	1:29.847	234
3	12.002	14.728	32.107	28.129	1:26.966	239	13	<u>12.267</u>	15.295	33.308	28.973	1:29.843	237
4	12.097	14.528	32.022	28.060	1:26.707	242	14	12.319	<u>15.293</u>	<u>32.541</u>	<u>28.835</u>	<u>1:28.988</u>	236
5	11.834	14.630	32.058	6:41.078	7:39.600	241	15	12.269	15.299	32.998	30.168	1:30.734	237
6	17.432	15.394	32.690	28.035	1:33.551 P		16	2:24.257	16.845	33.656	29.382	3:44.140	144
7	12.284	14.466	31.710	27.867	1:26.327	239	17	12.515	15.625	32.990	29.343	1:30.473	239
8	11.773	14.444	31.382	46.755	1:44.354	240							
9	16.650	16.432	31.962	28.188	1:33.232	133	78 Nathan SPITERI (VIC) (18th)						
10	11.733	14.444	31.366	27.710	1:25.253	241	1	<u>22.178</u>	17.687	37.805	8:15.559	9:33.229 P	
11	<u>11.604</u>	<u>14.378</u>	<u>31.135</u>	<u>27.697</u>	<u>1:24.814</u>	239	2	23.027	<u>17.247</u>	<u>34.920</u>	<u>30.698</u>	<u>1:45.892</u> P	
12	15.132	19.997	40.107	3:56.098	5:11.334	241	3					9:48.782	212
13	16.219	15.518	32.544	27.955	1:32.236 P								
67 Bryan STARING (WA) (5th)							83 Kyle BUCKLEY (QLD) (8th)						
1	21.591	17.658	36.407	30.357	1:46.013 P		1	20.509	17.701	36.689	31.357	1:46.256 P	
2	12.830	15.792	33.289	28.932	1:30.843	228	2	13.190	15.933	34.156	29.789	1:33.068	224
3	12.400	15.559	34.465	2:07.552	3:09.976	237	3	12.632	15.617	33.696	29.281	1:31.226	238
4	19.631	18.358	33.537	28.857	1:40.383 P		4	12.278	15.339	32.850	28.835	1:29.302	239
5	12.629	15.123	32.079	28.651	1:28.482	236	5	12.104	15.409	32.590	28.556	1:28.659	239
6	12.269	15.155	31.938	28.150	1:27.512	237	6	12.128	15.275	32.078	28.119	1:27.600	239
7	12.106	15.201	31.875	28.142	1:27.324	238	7	11.936	14.869	32.157	28.203	1:27.165	243
8	12.116	15.055	31.917	28.151	1:27.239	237	8	11.843	14.904	31.635	28.211	1:26.593	242
9	12.011	14.984	31.682	28.552	1:27.229	237	9	<u>11.776</u>	14.720	31.652	5:40.257	6:38.405	241
10	11.957	14.862	31.744	28.155	1:26.718	237	10	18.960	16.221	33.436	28.530	1:37.147 P	
11	12.030	15.858	33.497	4:53.883	5:55.268	237	11	11.992	14.771	31.797	28.624	1:27.184	240
12	21.652	16.558	32.850	28.566	1:39.626 P		12	11.962	14.729	31.750	28.271	1:26.712	244
13	12.044	14.960	32.709	27.892	1:27.605	239	13	12.060	14.992	31.674	28.096	1:26.822	241
14	11.933	14.546	31.069	27.648	1:25.196	238	14	11.896	14.745	<u>31.494</u>	28.198	1:26.333	242
15	11.892	14.562	<u>30.809</u>	27.522	<u>1:24.785</u>	238	15	11.873	14.747	31.499	28.073	1:26.192	242
16	<u>11.824</u>	<u>14.492</u>	31.098	<u>27.476</u>	1:24.890	239	16	11.833	<u>14.583</u>	31.548	<u>27.993</u>	<u>1:25.957</u>	241
68 Mitch LEVY (NSW) (16th)							178 Michael BLAIR (NSW) (9th)						
1	1:01.739	19.307	38.676	32.154	2:31.876		1					1:56.762 P	
2	14.301	16.785	36.279	31.073	1:38.438	185	2					1:30.459	
3	13.433	16.549	35.455	30.184	1:35.621	224	3					1:28.235	
4	12.789	16.059	34.764	29.737	1:33.349	235	4					3:10.957	
5	12.670	15.775	34.157	29.327	1:31.929	227	5	15.189	15.523	34.152	33.358	1:38.222 P	
6	12.567	15.682	34.598	29.390	1:32.237	233	6	13.360	15.278	32.028	28.638	1:29.304	160
7	12.450	15.760	33.632	29.376	1:31.218	238	7	12.177	15.081	31.846	28.465	1:27.569	241
8	12.444	15.718	33.921	29.768	1:31.851	239	8					8:36.232	236
9	21.446	15.977	33.405	29.434	1:40.262	176	9	16.310	15.543	31.942	28.405	1:32.200 P	
10	12.470	15.578	33.235	28.944	1:30.227	238	10	<u>12.066</u>	14.981	31.398	<u>28.050</u>	<u>1:26.495</u>	241
11	1:52.612	17.651	33.564	29.029	3:12.856	234	11	12.177	<u>14.936</u>	<u>31.391</u>	28.124	1:26.628	241


Scott Laing
 Chief Time Keeper - Scott Laing

Clerk of Course - Simon Maas

Computime Race Timing Systems Pty Ltd © 1996
 Licensed to Computime Race Timing Systems

www.computime.com.au

COMPUTIME RACE TIMING SYSTEMS PTY LTD





ASBK.COM.AU f t i y

Winton Motor Raceway : OFFICIAL TEST : April 11 & 12

SUPERBIKE

Practice 1

Date: 11/04/17
 Event: P02
 Weather: Sunny - 17.0C
 Track: Dry - 24.1C

Started at: 09:44:01
 Laps: 30 Min
 Starters: 18
 Printed at: 10:22

FASTEST LAPS SEQUENCE

Race Time	No	Name	Machine	Fastest Lap	On Lap
1:51.674	22	Trent GIBSON (VIC)	Yamaha YZF-R1	1:48.312	1
1:57.406	25	Daniel FALZON (SA)	Yamaha YZF-R1	1:35.588	1
3:27.386	25	Daniel FALZON (SA)	Yamaha YZF-R1	1:29.980	2
4:19.686	65	Cru HALLIDAY (NSW)	Yamaha YZF-R1	1:29.066	2
4:21.858	47	Wayne MAXWELL (VIC)	Yamaha YZF-R1	1:28.392	2
4:55.214	25	Daniel FALZON (SA)	Yamaha YZF-R1	1:27.828	3
5:34.665	9	Sloan FROST (NZ)	Suzuki GSX-R	1:27.068	3
5:46.652	65	Cru HALLIDAY (NSW)	Yamaha YZF-R1	1:26.966	3
5:47.212	47	Wayne MAXWELL (VIC)	Yamaha YZF-R1	1:25.354	3
15:14.122	47	Wayne MAXWELL (VIC)	Yamaha YZF-R1	1:25.162	6
16:38.622	47	Wayne MAXWELL (VIC)	Yamaha YZF-R1	1:24.500	7
18:02.573	47	Wayne MAXWELL (VIC)	Yamaha YZF-R1	1:23.951	8
29:57.430	25	Daniel FALZON (SA)	Yamaha YZF-R1	1:23.670	15



Scott Laing
 Chief Time Keeper - Scott Laing

.....
 Clerk of Course - Simon Maas

Computime Race Timing Systems Pty Ltd © 1996
 Licensed to Computime Race Timing Systems

www.computime.com.au

COMPUTIME RACE TIMING SYSTEMS PTY LTD





ASBK.COM.AU f t i y

Winton Motor Raceway : OFFICIAL TEST : April 11 & 12

SUPERBIKE

Practice 1

Date: 11/04/17
 Event: P02
 Weather: Sunny - 17.0C
 Track: Dry - 24.1C

Started at: 09:44:01
 Laps: 30 Min
 Starters: 18
 Printed at: 10:22

BEST PARTIAL TIMES

Pos	Split 1		Split 2		Split 3		Split 4		LAP		Ideal	Fastest
	Name	Time	Name	Time	Name	Time	Name	Time	Name			
1	D. FALZON	11.604	D. FALZON	14.232	D. FALZON	30.609	D. FALZON	27.225	D. FALZON	1:23.670	1:23.670	
2	C. HALLIDAY	11.604	W. MAXWELL	14.299	R. BUGDEN	30.693	W. MAXWELL	27.274	W. MAXWELL	1:23.938	1:23.951	
3	R. BUGDEN	11.607	R. BUGDEN	14.358	W. MAXWELL	30.727	R. BUGDEN	27.438	R. BUGDEN	1:24.096	1:24.096	
4	W. MAXWELL	11.638	C. HALLIDAY	14.378	B. STARING	30.809	J. WATERS	27.472	J. WATERS	1:24.599	1:24.599	
5	J. WATERS	11.695	B. STARING	14.492	J. WATERS	30.926	B. STARING	27.476	B. STARING	1:24.601	1:24.785	
6	T. GUENTHER	11.768	J. WATERS	14.506	C. HALLIDAY	31.135	C. HALLIDAY	27.697	C. HALLIDAY	1:24.814	1:24.814	
7	K. BUCKLEY	11.776	K. BUCKLEY	14.583	M. BLAIR	31.391	S. FROST	27.938	K. BUCKLEY	1:25.846	1:25.957	
8	T. HERFOSS	11.806	S. FROST	14.586	S. FROST	31.395	K. BUCKLEY	27.993	S. FROST	1:25.876	1:25.915	
9	B. STARING	11.824	T. GUENTHER	14.754	K. BUCKLEY	31.494	M. BLAIR	28.050	M. BLAIR	1:26.323	1:26.495	
10	S. FROST	11.957	C. SPRIGGS	14.842	M. WALTERS	31.600	T. HERFOSS	28.099	M. WALTERS	1:26.628	1:26.734	
11	M. WALTERS	11.988	A. PHILLIS	14.852	C. SPRIGGS	31.838	C. SPRIGGS	28.119	T. HERFOSS	1:26.761	1:27.142	
12	M. BLAIR	12.026	M. BLAIR	14.856	T. HERFOSS	31.908	M. WALTERS	28.131	C. SPRIGGS	1:26.905	1:27.196	
13	B. McINTYRE	12.038	B. McINTYRE	14.902	A. PHILLIS	31.920	B. McINTYRE	28.237	T. GUENTHER	1:26.923	1:27.197	
14	C. SPRIGGS	12.106	M. WALTERS	14.909	T. GUENTHER	31.986	A. PHILLIS	28.335	B. McINTYRE	1:27.224	1:27.462	
15	A. PHILLIS	12.147	T. HERFOSS	14.948	B. McINTYRE	32.047	T. GUENTHER	28.415	A. PHILLIS	1:27.254	1:27.316	
16	M. LEVY	12.267	M. LEVY	15.293	M. LEVY	32.541	M. LEVY	28.835	M. LEVY	1:28.936	1:28.988	
17	T. GIBSON	12.579	T. GIBSON	15.557	T. GIBSON	33.468	T. GIBSON	29.265	T. GIBSON	1:30.869	1:31.109	
18	N. SPITERI	19.248	N. SPITERI	17.247	N. SPITERI	34.920	N. SPITERI	30.698	N. SPITERI	1:42.113	1:45.892	

Scott Laing
 Chief Time Keeper - Scott Laing

Clerk of Course - Simon Maas

Computime Race Timing Systems Pty Ltd © 1996
 Licensed to Computime Race Timing Systems

www.computime.com.au

COMPUTIME RACE TIMING SYSTEMS PTY LTD

